



OSIS+ SESSION LABEL FLEXIBLE HOLD HAIRSPRAY, RM58.

MA CHERIE HAIR GELEE MIST (SILKY STRAIGHT), RM39.90.



OSIS+ DUST IT MATTIFYING POWDER, RM54.

Get Slick
Don't worry about your hair not being completely dry when you step out of the house – bombshell hair no longer means a fancy blowout. Instead, take a comb, slick it back, and embrace the I-just-got-out-of-the-pool look.



Versace Spring/Summer 2015



Versace Spring/Summer 2015



Balmain Spring/Summer 2015



Suno Spring/Summer 2015

Trend Rules

- 1** If you don't want all of your hair to look wet, just slick it back the top. Keep the bottom half dry and textured for contrast.
- 2** Girls with short hair can wear their hair all slicked back for a masculine looking 'do. This will help accentuate your facial features, and when paired with a bold lip, can also look feminine.
- 3** If you're not a fan of gel on your hair, try using oil instead. This way the effect can be buildable, and you can keep adding more and more until you've achieved the look you want.
- 4** Keep the hair close to your head from looking greasy by applying a strong hold hairspray or a shine spray.

Text Saarah Jasmine Photography TPG News/ClickPhotos; Shiseido; MAC; Chanel; Nars.

Bold Is Beautiful

Let your lips do the talking with a bold pout. Matte shades are still dominating the runways, with the only variation being the K-Pop gradient lip – either way, both work wonders to brighten up your face.

TOO FACED MELTED LONG WEAR LIPSTICK IN VELVET, RM30.



LANEIGE K-SECRET CUSHION TINT IN SWEET ORANGE, RM55.



SHISEIDO VEILED ROUGE IN SLOE, RM91.



MAC NASTY GAL LIPSTICK IN GUNNER, RM70.



CHANEL AQUALUMIERE GLOSS IN CORSET, RM93.



Naeem Khan Spring/Summer 2015



Missoni Spring/Summer 2015



Zac Posen Spring/Summer 2015



Aquilano Rimondi Spring/Summer 2015



Aquilano Rimondi Spring/Summer 2015



Zac Posen Spring/Summer 2015

Trend Rules

1 Scrub and moisturise lips before applying lipstick. Matte shades are not forgiving, and will draw attention to flaky corners.

2 To make your lips look fuller, dab a highlighting shadow on the centre of your bottom lip. Use a gold tone for reds and nudes, and a silvery one for pinks or purples. Apply highlighting powder on your cupid's bow, too. The result is super sexy.

3 Precise application calls for a lip brush. Don't rely on the bullet of the lipstick to get your pout perfect – it's not going to happen.

4 To rock a gradient lip, cover your pucker with concealer, and apply your favourite lipstick to the middle of your lips. Blend outwards with a lip brush.

Trend Rules

1 Colour only looks modern when you ease up on the skin coverage, so foundation might not be the best choice. Opt for a light tinted moisturiser instead. Anything heavier will look dated and old.

2 Mix to your heart's content – there are no rules for colour when it comes to this trend. A mint-choc chip green eye? Why not!

3 For a true pastel, mix your cream colours with white. The result? A cleansed, chalked feel that looks absolutely stunning.

4 For long-lasting eyeshadow that doesn't fade or smudge, prep your eyelids with a good eyeshadow primer. This also helps your colour stay bright.



CHANEL LES 4 OMBRES IN TISSE RHAPSODIE, RM189.



BOURJOIS SMOKY STORIES IN IN MAUVE AGAIN, RM46.90.



BOBBI BROWN SMOKEY EYE KAJAL LINER IN NOIR, RM90.



COLLECTION WORK THE COLOUR TRIO EYESHADOW IN 6, RM29.90.



Holly Fulton Spring/Summer 2015

Marques Almeida Spring/Summer 2015

Holly Fulton Spring/Summer 2015

Sally LaPointe Spring/Summer 2015

Chanel Spring/Summer 2015

Lulu & Co Spring/Summer 2015

A Seaside Story

Shades of aquatic blue, sea-foam green, coral pinks and ice cream pastels decorated eyes on the runways this season. Make-up artists worked wonderfully unusual colour combinations to create fun, bright looks.

Zero + Maria
Cornejo
Spring/
Summer
2015

Balmain
Spring/
Summer
2015

Alberta
Ferretti
Spring/
Summer
2015

Balmain Spring/
Summer 2015

Desigual
Spring/
Summer
2015

Zero + Maria
Cornejo
Spring/
Summer
2015

Nude & Now

Showing off your natural beauty has never been easier – with nude lipstick, eyeshadow, and nails. As make-up artist Dick Page puts it, “Designers love how models look when they walk in. My job is not to get in the way.”



TARTE AMAZONIAN CLAY 12-HOUR BLUSH IN FLUSH, RM117.



SHISEIDO SHIMMERING EYE CREAM COLOUR IN MOUSSELIN, RM80.

MAC STUDIO CONCEAL & CORRECT BRUSH 195, RM100.



SHISEIDO PERFECTING STICK CONCEALER, RM106.



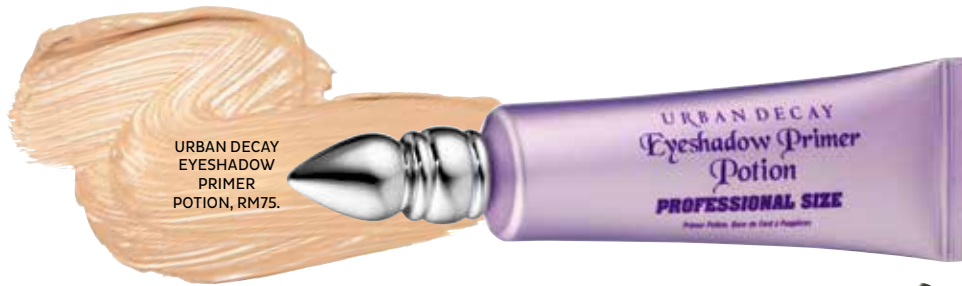
MARC JACOBS NEW NUDES LIPSTICK, RM100.



L'ORÉAL PARIS FAUX CILS PAPIILLON MASCARA, RM54.90.

Trend Rules

- 1 Apply concealer very sparingly, and only where necessary – the sides of your nose, under your eyes, and on dark spots.
- 2 Always prep your skin with a hydrating moisturiser beforehand. Happy skin means that your make-up will glide on smoother. Plus, you'll have a healthy glow that cosmetics just can't fake.
- 3 Real skin is never matte. Finish off your look by only powdering areas that tend to get oily during the day. A bit of shine on your skin will help you look younger, too.
- 4 Cream blushes give the most natural, healthy glows, so blend one in lightly on your cheekbones using your fingers.



URBAN DECAY EYESHADOW PRIMER POTION, RM75.

URBAN DECAY Eyeshadow Primer Potion PROFESSIONAL SIZE

SEPHORA FINE LINE 24HR FELT LINER, RM50.



Fine Line Eyeliner feutre 24HR Felt liner



NARS EYELINER PENCIL IN BLACK MOON, RM78.



TARTE DOUBLE-ENDED LINER BRUSH, RM69.



TARTE CLAYPOT WATERPROOF LINER IN BLACKENED PLUM, RM72.

tarte


Max Mara Spring/Summer 2015



Masha Ma Spring/Summer 2015



Masha Ma Spring/Summer 2015



Ann Demeulemeester Spring/Summer 2015



Ann Demeulemeester Spring/Summer 2015

Max Mara Spring/Summer 2015



Trend Rules

- 1** The thick, squared off wing looks ultra modern with a matte finish. Use a felt-tip liner to draw the outline, fill it in with pencil, and top it off with a matte gel liner. This is perfect if you want your eyes to stand out.
- 2** Instead of wearing liner on your upper lids, amp up your lower lash line for a darker, punky vibe. If you have small eyes, draw a thick, crisp line in your waterline and extend it outwards to cross with a very fine line, extending from your upper eyelid.
- 3** Combine liquid liner and kohl if you want a sexy, smudged finish.
- 4** Bored of black? Switch things up with vibrant colours such as neon blue or plum. They'll make your look pop for sure!

Art Class

Ditch that cliché cat-eye flick for a more artistic feel. A liner can make your eyes true works of art. Val Garland of MAC says, “Think ‘out’ and ‘up’, with dynamic details to expand the eyes.”



KÉRASTASE
OLEO-RELAX,
RM88.



SACHAJUAN STYLING
CREAM, RM85.



L'ORÉAL
PROFESSIONNEL
INSTANT
RECONSTRUCTING
SHAMPOO, RM55.

Trend Rules

1 To get perfect waves, start in the shower with a shampoo and conditioner that tackles frizz and dryness. Your hair need to look soft and smooth.

2 If you have straight or fine hair, use a volumising mousse on wet hair. Comb a large dollop through for va-va-voom curls. Spritz with a texturising spray when you're done.


3 Always use a heat protector on your hair before you blow-dry. Use a diffuser to dry your hair, but try not to touch it too much, as this will encourage frizz.

4 When you're done styling, gently tousle your fresh curls with your fingers for a look that is more lived-in and less Shirley Temple.

Wonder Waves

Ranging from slightly tousled to voluminous tresses, the wavy romantic take on hair for the new season was the easiest (and prettiest) way to make a great first impression.

Emilio
Pucci
Spring/
Summer
2015



Naeem Khan
Spring/
Summer
2015



Stella Jean
Spring/
Summer
2015



Jonathan
Saunders
Spring/
Summer
2015

