












Teenage Newsletter – Communicating Information between the Young (2008)

Project's webpage:

[eLanguages: Teenage Newsletter](#)

Summary

The aim of this project is to establish contact with a partner school in a foreign country in the form of a monthly newsletter designed and edited by students of two (or more) classes. While improving their writing and reading skills in the English language and learning how to create a class newsletter by using Microsoft Word for PC, they will get to know more about lives and interests of their peers in those countries by using ICT.

<p>Age range  e12 - 15</p> <p>Language English</p> <p>Owner Nada Purtic (Serbia)</p> <p>Project stage Finished</p> <p>Last update 2 years ago</p> <p>Rating </p>	<h3>Participants</h3> <ul style="list-style-type: none">•  Alex Savage•  Aygün Citlak•  Chaitali Mehta (PRI)•  Diana Teneva•  Galyna Voron•  Lalitha Rajgopal (NUR, PRI & SEC)•  Madalina Busoi• Nada Purtic (Owner)•  Sandhya Kakkar•  Sue Lambert (SEC)•  Yogesh Singla
--	---

Introduction to the topic

After having discussed reasons for reading and different reading materials, students are introduced with the basic newspaper glossary and take part in a role play the aim of which is to practice certain functional exponents while focusing their attention to newspaper features. Eventually the concept and purpose of a newsletter is clarified.

 [Newspaper Features - Speaking Practice \(Lesson Plan\).doc](#) 46.5 kb

Choosing the newsletter features

By filling in the questionnaire or taking part in a poll, students choose the articles of the newsletter and its title as well as volunteer what to be responsible for in creating, editing and designing a newsletter.

 [Newsletter Questionnaire.doc](#) 32.0 kb

Working on the newsletter draft




Students work on a draft of the newsletter's content and layout by selecting, rejecting and sorting out ideas in individual or group brainstorming. Provided with newsletter templates, guiding questions and/or graphic organizers for specific types of the texts (articles, reports, reviews, interviews and stories), they focus on useful language models, construct a preliminary skeleton or examples of the texts.

Graphic organizers

Writing graphic organizers:

-  [5Ws - graphic organizer.pdf](#) 14.2 kb
-  [bookreview-graphic organizer.doc](#) 22.5 kb
-  [event map- graphic organizer.pdf](#) 12.7 kb
-  [sandwich chart - graphic organizer.pdf](#) 16.6 kb
-  [storymap1-graphic organizer.pdf](#) 17.5 kb
-  [storymap3-graphic organizer.pdf](#) 10.7 kb
-  [topic, audience, purpose - graphic organizer.pdf](#) 4.7 kb

Newsletter Templates

-  [newsletter template 1.doc](#) 67.0 kb
-  [newsletter template 2.doc](#) 81.5 kb
-  [newsletter template 3.doc](#) 33.0 kb

Presenting the newsletter

Students write and submit the final versions of the texts for a monthly newsletter to be presented on the Global Gateway Portal for the students from foreign country to download, read and comment and/or respond to

Feedback

Having downloaded and read a partner school's newsletter, students fill in the feedback form and send it back to their partner class by email.

[Newsletter feedback poll](#)

Teenage Newsletter Webpage: <http://www.elanguages.org/page/view/id/30257>

Issue(s): September (Serbia); October (Ukraine); November (India); December (Serbia); January (UK); February (Bulgaria); March (Turkey); March (Ukraine)